

## PROFIT &amp; LOSS ACCOUNT FOR THE YEAR ENDED 31ST MARCH, 2011

Schedules	Year Ended 31st Mar.2011 Rs.	Year Ended 31st Mar.2010 Rs.
<b>INCOME</b>		
Sales	10,266,416	3,790,000
Other Income	19,496,517	37,563,282
Increase in Stocks	7,104,248	(2,522,534)
	<u>36,867,181</u>	<u>38,830,748</u>
<b>EXPENDITURE</b>		
Purchases	17,406,489	11,613,500
Payments to and provision for employees	182,140	138,443
Administration & Other Expenses	13,862,572	15,655,002
Depreciation written off	961,561	793,772
	<u>32,412,762</u>	<u>28,200,717</u>
<b>Profit before Extraordinary Items</b>	<b>4,454,419</b>	<b>10,630,031</b>
Share of Profit/(Loss) from Partnership Firms	85,736	(19,301)
<b>PROFIT FOR THE YEAR BEFORE TAX</b>	<b>4,540,155</b>	<b>10,610,730</b>
<b>Provision for Income Tax:</b>		
Current Tax	(781,463)	(1,130,872)
MAT Credit Entitlements	-	469,131
Excess Provision written back /(Income Tax) for earlier years	153,243	(370,584)
Deferred Tax	293,548	241,186
<b>NET PROFIT FOR THE YEAR</b>	<b>4,205,483</b>	<b>9,819,591</b>
<b>Balance Brought Forward from Previous Year</b>	<b>165,926,570</b>	<b>158,106,978</b>
<b>Amount Available for Appropriation</b>	<b>170,132,053</b>	<b>167,926,570</b>
<b>Appropriation</b>		
Transferred to RBI Reserve Fund for NBFC	2,000,000	2,000,000
Contingent Provisions against Standard Assets (Ref Note No.4,Sched O)	685,000	
Balance carried to Balance Sheet	167,447,053	165,926,570
	<u>170,132,053</u>	<u>167,926,570</u>
Earning per Share - Basic & Diluted (Rs. Per Equity Share refer Note No.11 of Sch -O)	0.70	1.64
<b>ACCOUNTING POLICIES &amp; NOTES ON ACCOUNTS</b>	<b>O</b>	

Schedules referred herein above form an integral part of Profit and Loss Account

As per our report of even date  
For **SALARPURIA & PARTNERS**  
FIRM REGN.NO.302113E  
CHARTERED ACCOUNTANTS

  
(KAMAL KUMAR GUPTA)

PARTNER  
M.NO.89190

Place : New Delhi

Date : 30th May, 2011



(N.K. SUREKA)  
MANAGING DIRECTOR




(YOGESH MATHUR)  
DIRECTOR



## CASH FLOW STATEMENT ANNEXED TO THE BALANCE SHEET FOR THE YEAR ENDED 31.3.2011


	2010-11 Rs.	2009-10 Rs.
<b>A. Cash Flow from operating activities:</b>		
<b>Net Profit / (Loss) before tax &amp; Extra Ordinary Items</b>	<b>4,540,155</b>	10,630,031
<b>Adjustment for:</b>		
Depreciation	961,561	793,772
Public/Preferential Share Issue Expenses Written off	-	11,300
Dividend Received	(3,690,223)	(3,310,472)
Interest Received	(14,081,293)	(15,179,638)
Interest Paid	12,450,179	14,511,618
Loss on sale of Investments	-	-
Operating Profit/(Loss) before Working Capital changes	<b>180,380</b>	7,456,611
<b>Adjustment for:</b>		
Trade & Other Receivables	(1,804,461)	7,671,746
Inventories	(7,104,248)	2,522,534
Trade payables	(15,450,810)	10,982,389
<b>Cash Generated from Operations</b>	<b>(24,179,139)</b>	<b>28,633,280</b>
Direct Taxes Paid (Net)	(414,528)	(2,069,047)
<b>Net Cash from Operating Activities</b>	<b>(24,593,667)</b>	<b>26,564,233</b>
<b>B. Cash Flow from Investing Activities:</b>		
Purchases/Sale of Investments (Net)	9,861,733	77,724,331
Purchases/Sale of Fixed Assets (Net)	-	(15,397,568)
Amount Due to Partnership firm Where Company is also Partner	(64,489,129)	227,579
Loans given/Received back (Net)	(105,827,343)	(70,925,511)
Interest Received	14,081,293	15,179,638
Dividend Received	3,690,223	3,310,472
<b>Net Cash generated in Investing Activities</b>	<b>(142,683,223)</b>	<b>10,118,941</b>
<b>C. Cash Flow from Financing Activities:</b>		
Increase/decrease in unsecured Borrowings	182,001,347	(23,439,681)
Interest paid	(12,450,179)	(14,511,618)
<b>Net cash generated in Financing Activities</b>	<b>169,551,168</b>	<b>(37,951,299)</b>
<b>Net Change in Cash and Cash Equivalents (A+B+C)</b>	<b>2,274,278</b>	(1,268,125)
Cash and Cash Equivalents as at 1st April (Opening Balance)	2,040,539	3,308,664
Cash and Cash Equivalents as at 31st March (Closing Balance)	4,314,817	2,040,539

As per our report of even date  
For SALARPURIA & PARTNERS  
CHARTERED ACCOUNTANTS


  
(KAMAL KUMAR GUPTA)  
PARTNER  
M.NO.89190

Place : New Delhi

Date : 30th May, 2011

  
(N.K. SUREKA)  
MANAGING DIRECTOR

  
(YOGESH MATHUR)  
DIRECTOR



**Schedule – J : OTHER INCOME**

	Year ended 31.3.2011 Rs.	Year ended 31.3.2010 Rs.
Interest (Tax deducted at source Rs 1406959/- (Rs.1518015)	14,081,294	15,179,638
Commission Received	-	19,781
Profit on sale of Dealing in Shares	-	17,328,391
Dividend	3,690,223	3,310,472
Rent Received	1,725,000	1,725,000
	<u>19,496,517</u>	<u>37,563,282</u>

**Schedule - K : INCREASE IN STOCKS**

<b>STOCKS AT COMMENCEMENT OF THE YEAR</b>		
Shares & Securities	109,369,084	111,891,618
<b>STOCKS AT CLOSE OF THE YEAR</b>		
Shares & Securities	116,473,332	109,369,084
<b>INCREASE IN STOCKS</b>	<u>7,104,248</u>	<u>(2,522,534)</u>

**Schedule – L : EMPLOYEE'S REMUNERATION AND BENEFITS**

Salary Wages Bonus & Allowances	158,275	126,950
Staff and Labour Welfare	23,865	11,493
	<u>182,140</u>	<u>138,443</u>

**Schedule – M : ADMINISTRATION AND OTHER EXPENSES**

Advertisement & Publicity	26,421	24,788
Rent	4,692	4,692
Rates & Taxes	58,022	58,522
Listing Fees	9,765	29,060
Traveling, Conveyance & Vehicles Expenses	37,606	70,370
Miscellaneous Expenses	218,098	126,051
Postage, Telegram & Telephone	1,200	5,300
Interest	12,450,179	14,511,618
Legal & Professional charges	955,090	682,000
Repairs & Maintenance : Building	72,699	104,701
<b>Auditors' Remuneration:</b>		
As Audit Fee	20,000	20,000
Director's Meeting Fee	8,800	6,600
Public/Preferential Share Issue Expenses written off	-	11,300
	<u>13,862,572</u>	<u>15,655,002</u>

**Schedule – N : SHARE OF PROFIT /(LOSS) FROM PARTNERSHIP FIRMS WHERE COMPANY IS PARTNER****M/s Rashi Developers**

For Financial year 2010-11 (net of tax)	(10,871)	-	
For Financial year 2009-10 (net of tax)	-	(10,871)	(227,579)

**M/s Amrapali Grand**

For Financial year 2010-11 (net of tax)	96,607.00	-	
For Financial year 2009-10 (net of tax)	-	96,607	208,278
	<u>85,736</u>	<u>208,278</u>	<u>(19,301)</u>

**SCHEDULE 'O' OF ACCOUNTING POLICIES AND NOTES ON ACCOUNTS****1. ACCOUNTING POLICIES****(a) Basis of Accounting**

The accounts of the company are prepared under the historical cost convention. The company follows mercantile system of accounting i.e. all expenses and income are accounted for on accrual basis except, interest income on customers overdue payments due to uncertainty of its realisation.

**(b) Fixed Assets**

Fixed Assets are stated at cost less depreciation.

**(c) Investments**

Investments are stated at purchase price. Provision has been made for diminution in market value of long terms investments being permanent in nature. Investment in partnership firm has been stated at Book Value as appearing in the Balance Sheet of Firm. Loss/Profit of the firm are recognised on accrual basis.

**(d) Valuation of Inventories**

Shares and Securities & Finished goods

**(e) Shares issue expenses**

Share issue expenses are amortised over a period of ten years.

**(f) Depreciation**

The Company has charged depreciation on written down value method at the rates and basis prescribed in Schedule XIV to the Companies Act, 1956 to write off assets up to 95% of original cost.

**(g) Dividend**

Dividend declared within the close of the accounting year only are accounted for.

**(h) Foreign Currency Translation**

Transactions in foreign currencies are recorded at the exchange rate prevailing at the time of transaction. Foreign Currency transactions settled during the year are adjusted with actual payments/realisation under respective head of accounts transaction remaining unsettled at the end of year are translated at the year end exchange rates. Exchange difference arising there from as compared to actual payments/receipts in next year are debited/credited to Profit and Loss Account.

**(i) Contingent Liabilities**

Disputed liabilities and claims against the company including claims by taxation authorities are treated as contingent liabilities and are shown by way of notes.

**(j) Taxes on Income**

Tax expenses for the relevant period comprises of current tax and deferred tax. Deferred tax asset is recognized, subject to consideration of prudence, on all timing difference between taxable income and accounting income that originate in one period and are capable of being reversed in one or more subsequent periods. The accumulated deferred tax liability is adjusted by applying the tax rates and tax laws applicable at the year end.

2. During the Financial year 2005-06 the company had entered into a Partnership Deed cum Joint Venture Agreement with M/s.Ultra Home Construction Ltd. for construction of Residential Housing Project in the name and style of "Amarpali Grand" at Greater Noida at Plot No.GH -09, Sector Zeta -I Greater Noida. The land measuring 11.3 Acres approx. originally allotted in the name of Bihariji Ispat Udyog Ltd. To facilitate the transaction bank accounts was opened in the name of Bihariji Ispat Udyog Ltd. with Allahabad Bank, Anand Vihar, Delhi where deposits were received from advance booking etc. and utilised for payment of Land Dues and other project expenses. Since, all such transactions were done for the Joint Venture hence, not accounted for in the books of the Company as the same are accounted in the books of the aforesaid Joint Venture.

3 Contingent Liabilities not provided for in respect of corporate guarantees issued in favour of JV partner M/s Amrapali Grand for Rs. 289,60,00,000 ( Rs. 189,60,00,000)

4 The Company has made a Contingent Provision against Standard Assets @ 0.25% as per Circular No-DNBS.PD.CC.No.207 / 03.02.002 / 2010-11 issued by RBI, fo the amount of Rs.685000

5 The market value of following quoted investments have been declined substantially. However, in the opinion of the management no provision for diminution in value is required since these investments are of strategic importance to the company. The decline in market value of investments is considered to be temporary:

Name of the Company	No. of shares	Decrease in market value
Oswal Agro Furen. Ltd.	1100	3,528
kamadgiri Synthetics Limited	20000	157,850
Onida Finance Limited	300	13,770
		<b>175,148</b>

- 6 Debit/Credit balances of parties accounts are subject to confirmations.
- 7 Estimated amount of capital contracts remaining to be executed Rs4,89,52,500/- (Rs.9,88,37,637).
- 8 Deferred Tax Assets has been created on:-

PARTICULAR	As On 01.04.2010	For the year	As On 31.03.2011
Depreciation	(225,946)	293,548	67,602
Provision for Doubtful Debts & Loans	390,829	-	390,829
Unabsorbed long Term Capital Loss	2,280,063	-	2,280,063
Unabsorbed Speculation Loss	238,021	-	238,021
Net deferred tax asset	2,682,967	293,548	2,976,515

9 RELATED PARTY DISCLOSURE (AS IDENTIFIED BY THE MANAGEMENT), AS REQUIRED BY ACCOUNTING STANDARD 'AS-18' ARE GIVEN BELOW:

i) LIST OF RELATED PARTY

(a) Where control exists:-

(i) Jotindra Steel & Tubes Limited	(xv)	Vaishnodevi Properties Pvt. Ltd.
(ii) Quality Synthetic Industries Ltd	(xvi)	Sri Naryan Rajkumar Merchants Ltd.
(iii) J.S.T. Engineering Services Ltd.	(xvii)	Dwarkadish Construction Pvt. Ltd.
(iv) Aakshi Exports (P) Ltd.	(xviii)	Srinarayan Raj Kumar Merchants Ltd.
(v) V.K. Flats Pvt. Ltd.	(ixx)	Bihariji Fancy Fibers & Fabrics Ltd.
(vi) Saroj Metal Works Private Ltd.	(xx)	Bhama Properties (P) Ltd.
(vii) Chakra Exports (P) Ltd.	(xxi)	P.D. Metal Industries (P) Ltd.
(viii) Ram Forgings Pvt. Ltd.	(xxii)	Udayanchal Leasing Exports (P) Ltd.
(ix) Radha Estate (P) Ltd.	(xxiii)	Vee Kay Surgicals Pvt. Ltd.
(x) Subhlaxmi Properties (P) Ltd.	(xxiv)	V L Estate (P) Ltd.
(xi) A to Z Solutions Bryond Software (P) Ltd.	(xxv)	VEE EM Info center (P) Ltd.
(xii) Sunraj Farms Pvt. Ltd.	(xxvi)	SKD Estates Pvt.Ltd.
(xiii) Mauria Udyog Limited	(xxvii)	M/s Rashi Developers
(xiv) Sureka Tube Industries Pvt. Ltd.	(xxviii)	M/s Amrapali Grand
	(xxvii)	Puranmal Foods India (P) Ltd.

(b) Key Management Personnel

(c) Relative of Key Management Personnel

whom transaction have taken place during the year).

(d) Other related parties

(with Nil  
Nil

ii) TRANSACTION WITH RELATED PARTIES

TYPE OF RELATED PARTY	DESCRIPTION OF THE TRANSACTION	VOLUME OF THE TRANSACTIONS		AMOUNT OUTSTANDING RECEIVABLE / (PAYABLE)	
		Current Year	Previous Year	Current Year	Previous Year
Where Control Exists	Investment made (Partnership)	64,489,129	(227,579)	(43,685,764)	(108,174,893)
	Loans & Advances given	334,602	45,912,470	352,512	771,535
	Loans & Advances received back	834,602	45,140,935	--	--
	Loan taken	196,772,418	163,605,497	(193,276,093)	(12,522,113)
	Loan repaid	34,654,771	165,742,449	--	--
	Interest received	70,467	19,508	--	17,557
	Interest paid	11,091,157	10,285,263	--	(8,654,292)
	Rent received	1,902,672	1,902,672	4,048,631	1,632,110
	Purchases of goods / Shares	0	2,501,000	--	--
Sale of Goods / Shares	6,750,000	3,600,000	--	--	
Key Management Personnel	Directors' Fee	1,400	1,400	--	--
	Sale of goods / shares	-	1,280,500	--	--
Other Related Party		--	--	--	--

- NOTE:
- In respect of above parties, there is no provision for doubtful debts as on 31<sup>st</sup> March, 2011 and no amount has been written off or written back during the year in respect of debts due from them.
  - Out of above certain transaction requires approval from members and Central Government, which are yet to be taken.

10 SEGMENT REPORTING

There has been no separately reportable Segment

11 Earning Per Share:

Particulars	Current year	Previous year
Profit after tax as per Profit and Loss Account	4,205,483	9,819,591
Average number of Equity Shares (Face value) of Rs. 10/- each.	6,000,000	6,000,000
Basic and Diluted EPS (in rupees)	0.70	1.64

- 12 Figures for the previous year have been regrouped and recast wherever necessary and figures in brackets represent previous year figures.

**11. Additional Information:**

**(a) Capacities and Productions:**

Name of Goods	UNITS	LICENSED CAPACITY	INSTALLED CAPACITY	INSTALLED CAPACITY
Steel Tube & Pipe	M.T.	Not Applicable	See Note Below	Nil (Nil)

Note : The company has installed machinery for repairing of defective Steel Tubes but during the year no such steel tubes have been repaired and it is not practicable on the part of management to quantify installed capacity.

**(b) Quantitative Details:**

Name of Item	UNITS	OPENING STOCKS		PURCHASES		SALES		CLOSING STOCKS	
		QUANTITY	AMOUNT Rs.	QUANTITY	AMOUNT Rs.	QUANTITY	AMOUNT Rs.	QUANTITY	AMOUNT Rs.
Shares & Securities	Nos.	1,120,557	109,369,084	109,500	17,406,489	10,000	10,266,416	1,220,057	116,473,332
		(990,919)	(83,823,870)	(197,538)	(79,758,110)	(175,700)	(50,946,323)	(1,012,757)	(111,891,618)

(c) C.I.F. Value of Import & F.O.B. Value of Export ... Nil (Nil)  
 (d) Earnings, Expenditure and remittance on account of dividend in foreign currency ... Nil (Nil)

**12. BALANCE SHEET ABSTRACT AND THE COMPANY'S GENERAL BUSINESS PROFILE:**

**a) REGISTRATION DETAILS:**

Registration No. : 7047 State Code : 21  
 Balance Sheet Date : 31.03.2011

**b) CAPITAL RAISED DURING THE**

Public Issue : Nil Right Issue : Nil  
 Bonus Issue : Nil Private Placement : Nil

**c) POSITION OF MOBILISATION AND DEPLOYMENT OF FUNDS (RUPEES IN THOUSANDS):**

**Total Liabilities** : 533,306 **Total Assets** : 533,306

**Source of Funds:**

Paid-up Capital : 60,000 Reserves & surplus : 267,148  
 Secured Loans : 12,610 Unsecured Loans : 193,548

**Application of Funds:**

Net Fixed Assets : 18,249 Investments : 158,513  
 Net Current Assets : 353,567 Misc. Expenditure : -  
 Accumulated Losses : Nil Deferred Tax Asset : 2,977

**d) PERFORMANCE OF THE COMPANY:**


Turnover/Receipts : 29,763 Total Expenditure : 25,309  
 Profit before Tax : 4,540 Profit After Tax : 4,205  
 Earning per Share in Rs. : 0.70 Dividend Rate : Nil



**e) GENERIC NAMES OF THREE PRINCIPAL PRODUCTS/SERVICES OF THE COMPANY:**

ITEM CODE (ITC CODE)	PRODUCT DESCRIPTION
N.A.	Shares & Securities
N.A.	Dividend
N.A.	Interest

Signature to schedules A to O  
 As per our report attached

**For SALARPURIA & PARTNERS**  
 CHARTERED ACCOUNTANTS

  
 (KAMAL KUMAR GUPTA)  
 PARTNER  
 M.NO.89190

 7  
 MANAGING DIRECTOR  
 5  
 DIRECTOR

Place : New Delhi

Date : 30th May, 2011

**Schedule to the balance sheet of a non-banking financial company as required in terms of paragraph 9bb of non banking financial companies prudential norms (reserve bank) directions, 1998**


SL.NO.	PARTICULARS	(RS. IN LACS)	
		AMOUNT OUTSTANDING	AMOUNT OVERDUE
	<b>LIABILITIES SIDE :</b>		
1	<b>Loans and Advances availed by the NBFCs inclusive of interest accrued thereon but not paid:</b>		
	(a) DEBENTURES : Secured	NIL	NIL
	: Unsecured (Other than failing within the meaning of public deposits)*	NIL	NIL
	(b) Deferred Credits	NIL	NIL
	(c) Term Loans	NIL	NIL
	(d) Inter-corporate Loans and Borrowing	1,935.48	NIL
	(e) Commercial Paper	NIL	NIL
	(f) Public Deposites*	NIL	NIL
	(g) Other Loans (Specify Nature)- Loan secured against Keyman insurance policy	126.10	NIL
	* Please see Note 1 below		
2	<b>Break up of (1) (f) above (outstanding public deposits inclusive of interest accrued thereon but not paid):</b>		
	(a) In the form of Unsecured debentures	NIL	NIL
	(b) In the form of partly secured debentures i.e. debentures where there is a shortfall in the value of security.	NIL	NIL
	(c) Other public deposits	NIL	NIL
	*Please see Note 1 below		
	<b>ASSETS SIDE :</b>		AMOUNT OUTSTANDING
3	<b>Break up of Loans and Advances including bills receivables [other than those included in (4) below]:</b>		
	(a) Secured		NIL
	(b) Unsecured		1,802.45
4	<b>Break up of Leased Assets and stock on hire and hypothecation loan counting towards EL/HP activities:</b>		
	(i) Lease assets including lease		
	(a) Financial Lease		NIL
	(b) Operating Lease		NIL
	(ii) Stock on hire including hire charges under sundry		
	(a) Assets on Hire		NIL
	(b) Repossessed Assets		NIL
	(iii) Hypothecation loans counting towards EL/HP activities		
	(a) Loan where assets have been repossessed		NIL
	(b) Loan other than (a) above		NIL
5	<b>Break up of Investments :</b>		
	<b>Current Investments</b>		
	1. Quoted:		
	(i) Shares : (a) Equity		683.10
	(b) Preference		NIL
	(ii) Debentures and Bonds		NIL
	(iii) Units of Mutual Funds		NIL
	(iv) Government Securities		NIL
	(v) Others (please specify)		NIL

SL.NO.	PARTICULARS	(RS. IN LACS)		
	<b>ASSETS SIDE :</b>	<b>AMOUNT OUTSTANDING</b>		
	<b>2. Unquoted:</b>			
	(i) Shares : (a) Equity			481.64
	(b) Preference			NIL
	(ii) Debentures and Bonds			NIL
	(iii) Units of Mutual Funds			NIL
	(iv) Government Securities			NIL
	(v) Others (please specify) in partnership firm			NIL
	<b>Long Term Investments</b>			
	<b>1. Quoted:</b>			
	(i) Shares : (a) Equity			31.60
	(b) Preference			NIL
	(ii) Debentures and Bonds			NIL
	(iii) Units of Mutual Funds			255.12
	(iv) Government Securities			NIL
	(v) Others (please specify)			NIL
	<b>2. Unquoted:</b>			
	(i) Shares : (a) Equity			153.93
	(b) Preference			NIL
	(ii) Debentures and Bonds			NIL
	(iii) Units of Mutual Funds			NIL
	(iv) Government Securities			NIL
	(v) Others (please specify) Share Application Money			1,000.00
6	<b>Borrower group-wise classification of all leased assets, stock-on-hire and loans and advances:</b>			
	Please see Note 2 below			
	Category	Amount net of provisions		
		Secured	Unsecured	Total
	1. Related Parties **			
	(a) Subsidiaries	NIL	NIL	NIL
	(b) Companies in the same group	NIL	2.53	2.53
	(c) Other related parties	NIL	NIL	NIL
	2 Other than related parties	NIL	1,799.93	1,799.93
	Total		1,802.45	1,802.45
7	<b>Investor group-wise classification of all investments (Current and long term) in shares and securities ( both quoted and unquoted) Please see Note 3 below:</b>			
	Category	Amount net of provisions		
		of provisions		
	1. Related Parties **			
	(a) Subsidiaries			NIL
	(b) Companies in the same group			2,275.21
	(c) Other related parties			NIL
	2 Other than related parties			330.17
	Total			2,605.38
	** As per Accounting Standard of ICAI( Please See)			
	* Cost or market value whichever is lower.			


SL.NO.	PARTICULARS	(RS. IN LACS)
8	Other Information	AMOUNT OUTSTANDING
	i) Gross Non-Performing Assets	
	(a) Related Parties	NIL
	(b) Other than related parties	NIL
	ii) Net Non-performing Assets	
	(a) Related Parties	NIL
	(b) Other than related parties	NIL
	iii) Assets acquired in satisfaction of	NIL

**Notes:**

- 1 As defined in Paragraph 2(1) (xii) of the Non-Banking Financial Companies Acceptance of Public Deposits (Reserve Bank) Directions, 1998.
- 2 Provisioning norms shall be applicable as prescribed in the Non-Banking Financial Companies Prudential Norms (Reserve Bank) Directions, 1998.
- 3 All accounting Standards and Guidance Notes issued by ICAI are applicable including for valuation of investments and other assets as also assets acquired in satisfaction of debt. However, market value in respect of quoted investments and breakup/ fair value/NAV in respect of unquoted investments should be disclosed irrespective of whether they are classified as long term or current in column (5) above.

As per our report of even date  
**For SALARPURIA & PARTNERS**  
 FIRM REGN.NO.302113E  
 CHARTERED ACCOUNTANTS  
  
**(KAMAL KUMAR GUPTA)**  
 PARTNER  
 M.NO.89190

  
**(N.K. SUREKA)**  
 MANAGING DIRECTOR

  
**(YOGESH MATHUR)**  
 DIRECTOR

Place : New Delhi  
 Date : 30th May, 2011

